





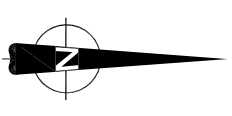


- LEGEND**
-  EXISTING ROAD CULVERT
 -  ROAD C/L
 -  AREA HAVING DRAINAGE ISSUE
 -  DRAINAGE DIRECTION
 -  THROUGH EXISTING CULVERT
 -  EXISTING CULVERT/DITCH WITH IMPROPER GRADING



LAC STE. ANNE

